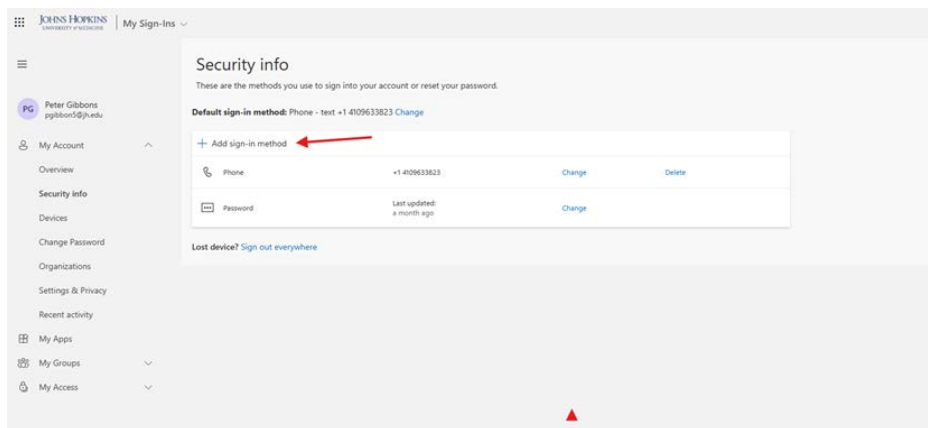


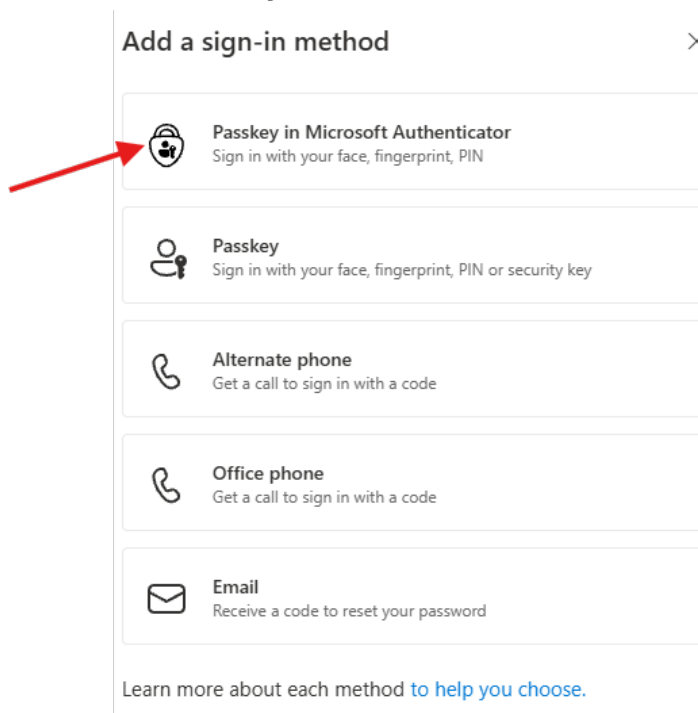
Register Passkeys in Microsoft Authenticator App

** Before registering a passkey, ensure the Microsoft Authenticator app is installed and that you are enrolled in MFA Number Match. Bluetooth must also be enabled for Microsoft Authenticator passkeys to work.

1. Navigate to the MFA setup site:
 - Go to <https://aka.ms/MFASetup>
 - Sign-in with your JHED@jh.edu and your password
2. Select **“Add sign-in method”**



3. Select the **“Passkey in Microsoft Authenticator”** option.



4. Select “Next”

Create a passkey in Microsoft Authenticator ×



A passkey lets you sign in more easily and securely with your face, fingerprint, or PIN.

Make sure your device has at least Android 14 or iOS 17, and that Authenticator is updated to the latest version.

Need to add your account in Authenticator? [Add it now.](#)

[Having trouble?](#)

Back

Next

5. Open the Microsoft Authenticator app on your smartphone, tap your account, and then tap “**Create a passkey.**”

Finish creating your passkey in Authenticator ×



1. In Authenticator select your work or school account, **pgibbon5@jh.edu.**
2. Select **Create a passkey** and follow the instructions in the app.

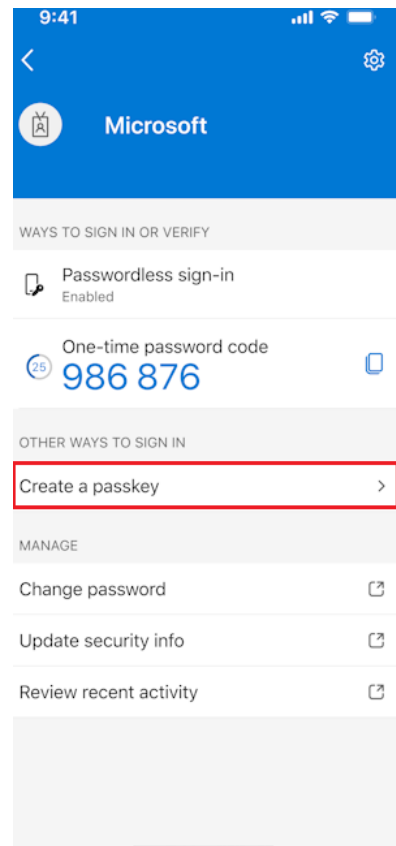
Make sure your device has at least Android 14 or iOS 17, and that Authenticator is updated to the latest version.

Need to add your account in Authenticator? [Add it now.](#)

[Having trouble?](#)

Back

Next



6. Select “Done”

✔ Passkey created

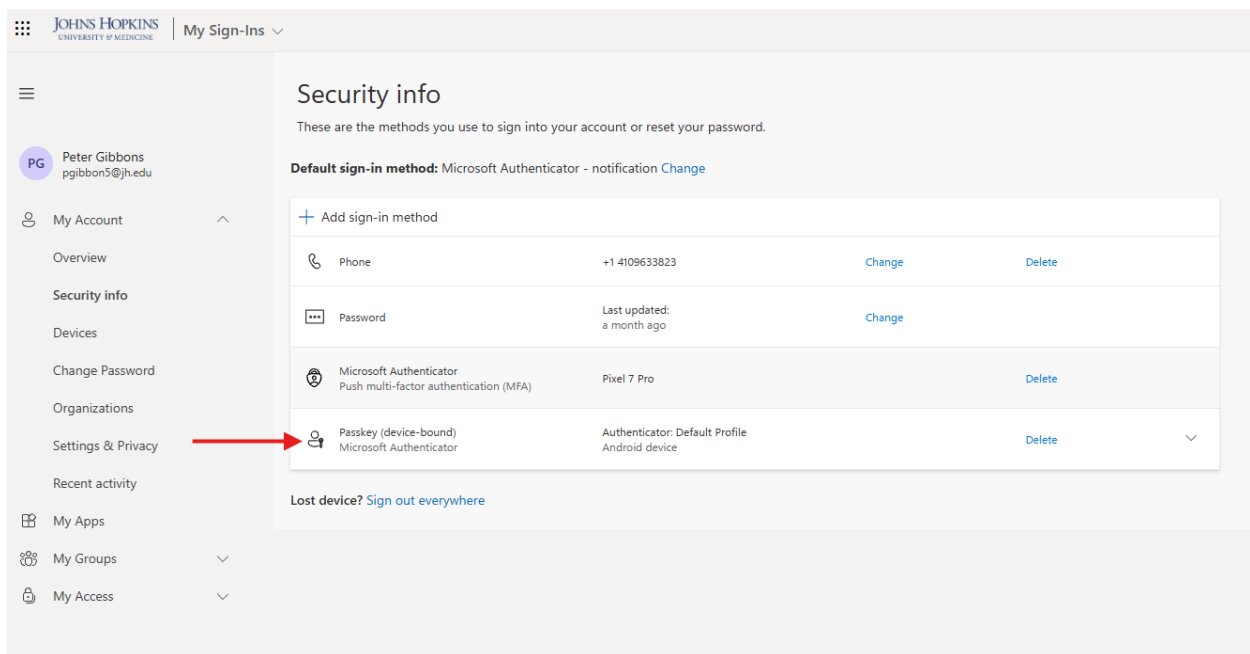


You can now use your face, fingerprint or PIN to sign in to your account.

[How to use your passkey to sign in](#)

Done

You will now see the Paskey you created listed under your sign-in methods.



The screenshot shows the Microsoft account "Security info" page for Peter Gibbons (pgibbon5@jh.edu). The page lists various sign-in methods. A red arrow points to the "Passkey (device-bound)" method, which is the newly added method. The "Default sign-in method" is currently set to "Microsoft Authenticator - notification".

Default sign-in method: Microsoft Authenticator - notification Change			
+ Add sign-in method			
Phone	+1 4109633823	Change	Delete
Password	Last updated: a month ago	Change	
Microsoft Authenticator Push multi-factor authentication (MFA)	Pixel 7 Pro	Delete	
Passkey (device-bound) Microsoft Authenticator	Authenticator: Default Profile Android device	Delete	▼

Lost device? [Sign out everywhere](#)